

Site Information

SITE ADDRESS : 8 Hunter Place, Uralla, NSW 2358
 PROPERTY DETAILS : LOT 1, DP 1220514

SITE AREA : 2,437m²
 TOTAL FLOOR AREA : 688m²
 TOTAL ROOF AREA : 916.4m²
 TOTAL LANDSCAPE AREA : 1200m²
 TOTAL EXTERNAL IMPERMIABLE AREA : 481m²
 BUSHFIRE AFFECTED : NO

Refer to Individual Unit Plans for Floor and Roof Area Schedules

SITE NOTES:

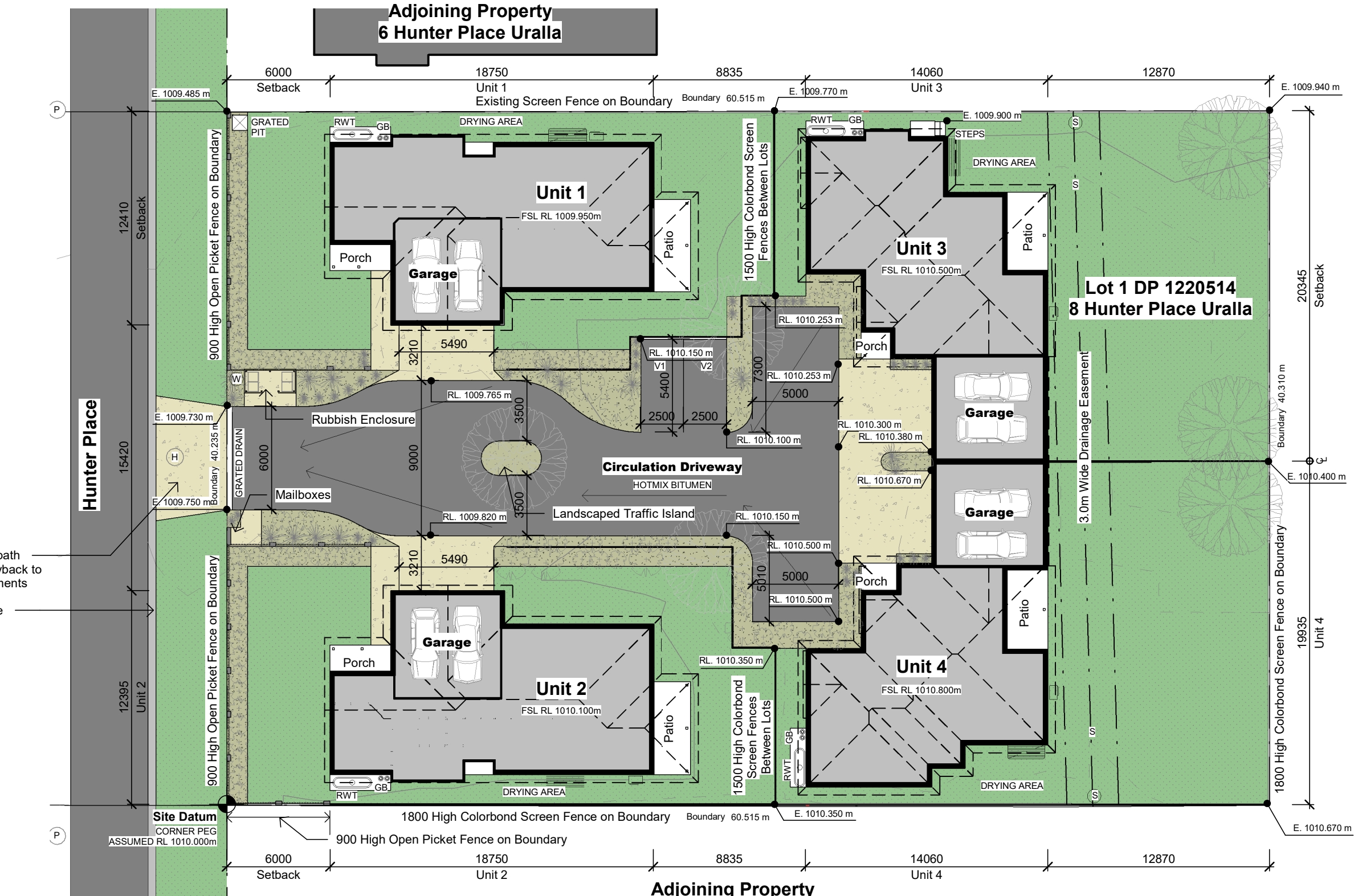

- Contours and Spot Levels are Indicative Only and Final Site Levels Completed by Registered Surveyor is Recommended Before Start of Construction.
- Stormwater Drainage and Overland Flow to Street.
- Sediment and Erosion Control Measures During Construction in Accordance with Council Requirements, and the Current Edition of the Landcom Manual for 'Managing Urban Stormwater Soils and Construction'.
- The Builder Shall Erect Suitable Perimeter Security Fences and Gates During Construction in Accordance with Local Council Requirements, and Ensure that Fencing and Gates are Maintained in Good Order for the Duration of Construction.

Legend

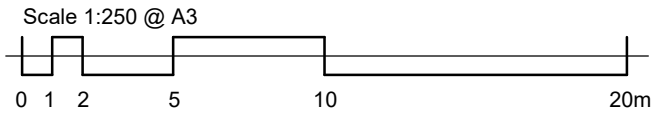
- DP Downpipe Location
- GB Gas Bottle Location
- RWT 2,000 Litre Slimline Rainwater Tank Location
- Ⓢ Sewer Connection Point
- Ⓜ Water Connection Point
- Ⓜ Hydrant Point
- Ⓟ Power Pole - Overhead Supply
- Hotmix Bitumen Surface - 332m²
- Reinforced Concrete Surface - 149m² + Crossover (31m²)
- Mulched Garden Bed & Plantings - 184m²
- Lawn / Turf Plantings - 1,016m²
- E. 1009.750 Existing Surface Level
- RL 1010.000 Finished Surface Level
- R/Concrete Footpath Crossing and Layback to Council Requirements
- Existing Concrete Kerb / Gutter



No.	Date	Revision
5	7/01/20	Modifications to front setback & Re-issued for Development Approval
4	3/11/20	ISSUED FOR DEVELOPMENT APPROVAL
3	31/10/20	Issued for final documentation Review for DA
2	05/10/20	Issued for Coordination
1	25/09/20	Issued for Coordination



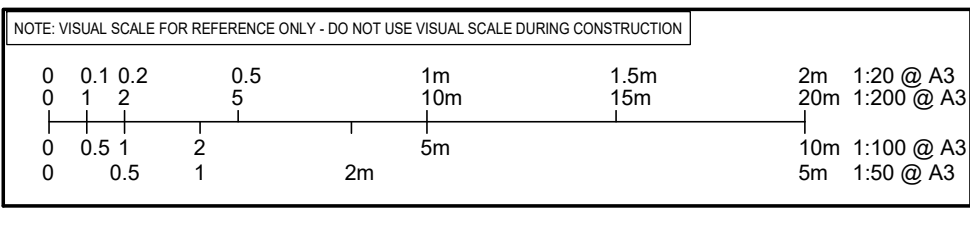
Adjoining Property
12 Hunter Place Uralla



Proposed Residential Development FOR **Jayson Ketley** **Site Plan**
8 Hunter Place, Uralla NSW

DO NOT SCALE
 USE FIGURED DIMENSIONS ONLY
 Contractor must verify all dimensions on site before commencing any work or preparing shop drawings.
 The building design and this drawing is copyright and remains the property of a.n.e. building design. Unauthorised reproduction is prohibited.

contact: peter holzberger po box 1992 armidale nsw 2350
 P 0428 714592 E peter@anedesign.com.au



Designed: PH	Scale As indicated	Date January 2020
Checked: PH	Drawn ANE	Project 20013
Approved: PH		Drawing A001 /5

D:\PH-Work\Dropbox\Dropbox\ANE Projects\20013_Ketley Units\Drawings\WD\Ketley Units WD.rvt

7/01/2021 10:04:17 AM