

PROPOSED CARPORT TO ATTACH TO FASCIA

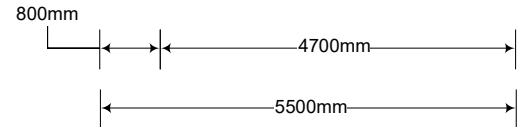
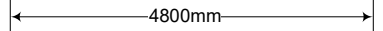
JOB AREA = 26.4m2

JOB HEIGHT = 2260mm

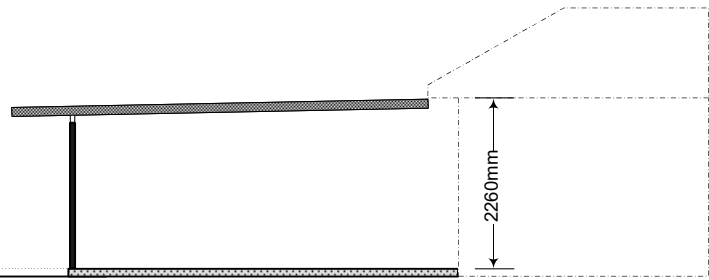
POST = 65 X 65 STEEL TO ATTACH TO EXISTING SLAB

DOWNPIPE TO CONNECT TO EXISTING STORMWATER

LAND AREA = 988m2



SOUTH WEST ELEVATION



SOUTH EAST ELEVATION

Spanline Home Additions

Architectural Plan

CUSTOMER: PAUL & LEANDA MAGNUS
SPANLINE PROJECT: CARPORT
SITE ADDRESS:
 1 DUMARESQ STREET URALLA 2358

CONTRACT No TA6059 S **SCALE** A4 1:100

DESCRIPTION OF PROPOSED WORKS
 CARPORT

GRAHAME CHAPMAN **SHEET #** 1 of 2

Drawing Plan Schedule **DATE** 20-Sep-21
 Date Created:
 Preliminary Drawing:
 Contract Plan:

CUSTOMERS APPROVAL
 Signature:..... Date:.....