



# URALLA HERITAGE COLOUR PALETTES



**The colour schemes on the following pages are provided as a guide only for the buildings in the Uralla Shire. Colour samples may not accurately reflect true colours. Please refer to the colour chip board in the Council foyer for accurate colour representations.**

General advice:

1. Before painting a building, the owner should check with Council to see if it is a heritage item or is in a heritage conservation area. Painting of buildings which are heritage items or are in a heritage conservation area require formal approval from Council.
2. Before any colour schemes are considered, the original colour schemes should be researched. Consulting Council's heritage advisor is an effective way to determine what the original colour scheme may have been.
3. The number of colours to be used should be carefully considered. Too many colours can detract from the aesthetic significance of the building.
4. The type of paint to be used on various surfaces is important. For example, glass enamel is appropriate for joinery items, flat for rendered surfaces.
5. The range of colours provided in this guide is not comprehensive. Additional colours may be discovered when researching the original paint scheme. If these colours are deemed appropriate for the building, they may be considered.
6. Most paint manufacturers can make colours when quoted the Australian Standard 2700 number.
7. Many of the colour schemes will require some explanation. It is recommended that owners or painters contact Council's Heritage Advisor for assistance.
8. Victorian era buildings are circa 1840-1890. Federation era buildings are circa 1890-1915.

In the colour palette, the following notes apply:

Dominant: Area that is the greatest, e.g. walls.

Secondary: Area that is visible but less in size, e.g. fascia of soffit.

Trim/Accent: May include architectural details, windows and frames, or signs.



Note: All colour names in the palette are from the Dulux Master Palette, however other brands of paints have similar colours. The names listed have been checked for colour fastness. If other brands are to be used these should be similarly checked.

Variations from the palette may be considered, provided they conform to the following principles set out in the Uralla Main Street Study:

- When choosing colours, respect should be shown for the style and character of the building.
- Colours should complement the existing materials.
- Colours should be based on heritage research.
- Colours should contribute to creating a quality environment for the CBD.
- Signage colours should be restricted to the minimum required.

## VICTORIAN ERA COLOUR PALETTE

circa 1840-1890

AREA OF BUILDING	COLOURS	AS2700 OR BRITISH STANDARD	COLOUR SAMPLE
<b>Dominant</b>	Biscuit	X42	
	Portland Stone	Traditional colour	
	Sandstone	Y53	
	Buff	X41	
	Cream	Y34	
<b>Secondary</b>	Eau de Nil	G44	
	Light Straw	Y24	
	Pale Stone	BS381c 367	
	Teal	T63	
	<b>Trim/accent</b>	Red Oxide	R63
Deep Bronze Green		G63	
Dark Crimson		Traditional colour 5925	
Deep Brunswick Green		G11	
Olive		BS381c 298	
Lime White		Traditional colour 37131	
Crescendo Green		G23	
Blue Grey		N53	

**Note: Colour samples shown are a guide only and should be verified prior to selection.**

## FEDERATION ERA COLOUR PALETTE

circa 1890-1915

AREA OF BUILDING	COLOURS	AS2700 OR BRITISH STANDARD	COLOUR SAMPLE
<b>Dominant</b>	Pale Ochre	X21	
	Biscuit	X42	
	Raffia	X31	
	Portland Stone	Traditional colour	
	Yorkstone	Traditional colour	
	Buff	Traditional colour	
	Manilla	Y45	
	<b>Secondary</b>	Venetian Red	R62
Pale Primrose		Y33	
Salmon Pink		R42	
Grey Green		BS2660 4-047	
Stoneware		Traditional colour	
<b>Trim/accent</b>		Dark Crimson	Traditional colour 5925
	Mid Brunswick Green	Traditional colour 50127	
	Red Oxide	R63	
	Silver Grey	Traditional colour	
	Indian Red	R64	
	Lime White	Traditional colour 37131	
	Slate	G64	












**Note: Colour samples shown are a guide only and should be verified prior to selection.**

## BETWEEN THE WARS COLOUR PALETTE

AREA OF BUILDING	COLOURS	AS2700 OR BRITISH STANDARD	COLOUR SAMPLE
<b>Dominant</b>	Manilla	Y45	
	Pale Primrose	Y33	
	Cream	Y34	
	Pale Stone	BS381c 367	
	Regency White	Traditional colour	
<b>Secondary</b>	Lime White	Traditional colour 37131	
	Opaline	G32	
	Salmon Pink	R42	
<b>Trim/accent</b>	Grey Green	BS2660 4-047	
	Oatmeal	Y54	
	Pewter	N63	
	Egyptian Red	Traditional colour 37007	
	Dark Crimson	Traditional colour 5925	
	Teal	T63	
	Indian Red	R64	
	Purple Brown	Traditional colour	
	Mid Brunswick Green	G12	
	Silver Grey	Traditional colour	
	Light Straw	Y24	

**Note: Colour samples shown are a guide only and should be verified prior to selection.**

## WWII TO PRESENT ERA COLOUR PALETTE

AREA OF BUILDING	COLOURS	AS2700 OR BRITISH STANDARD	COLOUR SAMPLE
<b>Dominant</b>	Raffia	X31	
	Biscuit	X42	
	Sandstone	Y53	
	Light Stone	Y24	
<b>Secondary</b>	Lime White	Traditional colour 37131	
	Light Grey Blue	B44	
	Eau de Nil	G44	
<b>Trim/accent</b>	Blue Gum	T44	
	Pale Ochre	X21	
	Charcoal	B64	
	Slate	G64	

**Note: Colour samples shown are a guide only and should be verified prior to selection.**

If you require further information please contact Uralla Shire's Infrastructure & Development Department on (02) 6778 6300 or [council@uralla.nsw.gov.au](mailto:council@uralla.nsw.gov.au).

